



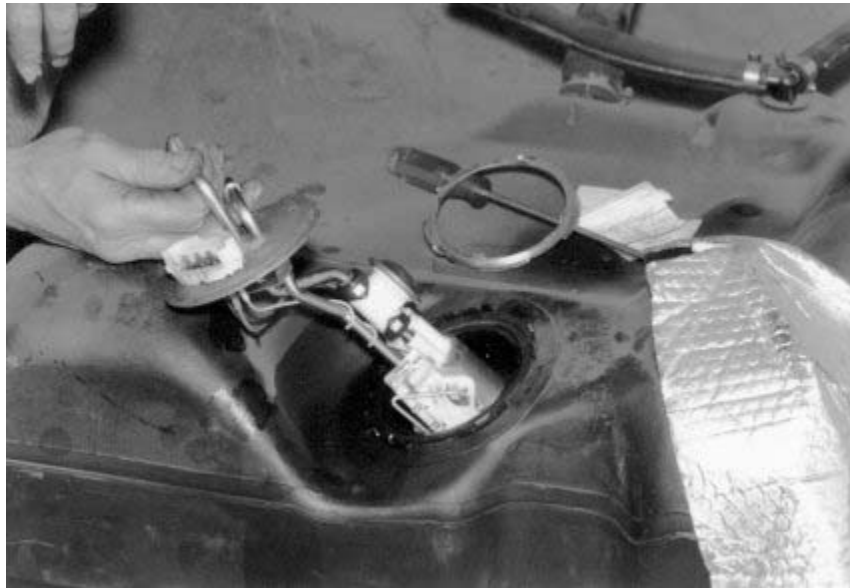
Granatelli Motor Sports, Inc. • 1000 Yarnell Place • Oxnard, CA 93033-2454
805-486-6644 (Phone) • 805-486-6684 (Fax) • Hours: M-F 8AM-5PM (PST)
www.GranatelliMotorSports.com/techsupport.htm
TechSupport@GranatelliMotorSports.com

In-Tank Fuel Pump Installation Instructions (Read Carefully Before Starting Project)

1. Remove the gas tank from car. On the Mustang this can be done by removing the metal screw that holds the support bracket for the gas filler tube and the 4 strap bolts. Unplug the electrical connection at the rear of the gas tank and the tank will then pull out of the filler tube and drop down. You can then release the plastic clips that hold the fuel lines together. On the Thunderbird remove the exhaust system by taking off the 2 nuts at the exhaust ball clamp and pop the metal hangers out of their rubber mounts. (Spray WD 40 on the rubber mounts and the metal hangers will pull out). Remove the gas filler hose clamp at the gas tank and also the vent hose clamp by the filler tube and the vent hose clamp over the differential. Remove the 4 strap bolts and drop down the gas tank. You can now release the plastic clips that hold the fuel lines together and pull off the electrical connection.
2. Remove the large nut that holds the fuel pump/fuel level assembly.



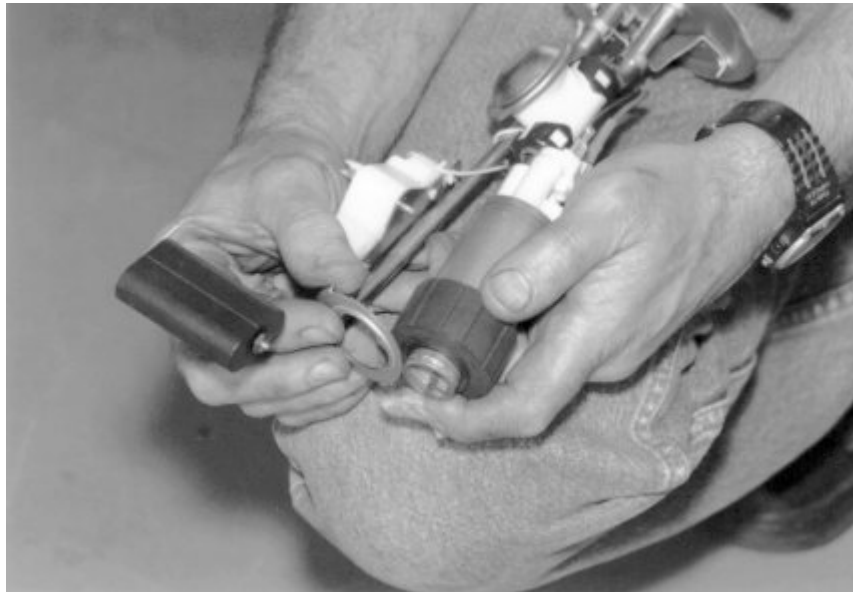
3. Remove the fuel pump/fuel level assembly.



4. Pry the fuel filter off the fuel pump noting which way the large part of the filter is pointing.



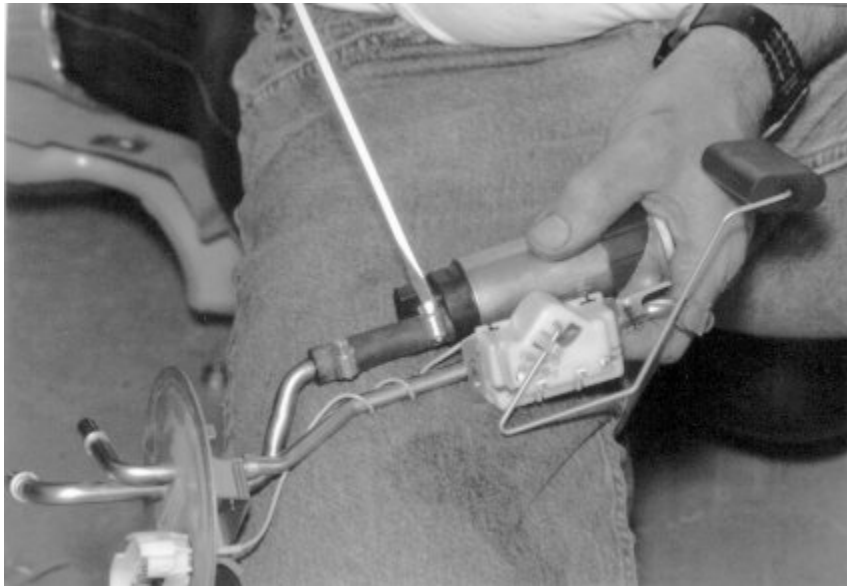
5. Pull the production fuel pump up and slide it out of its mount. Cut the electrical wires and remove the fuel pump.



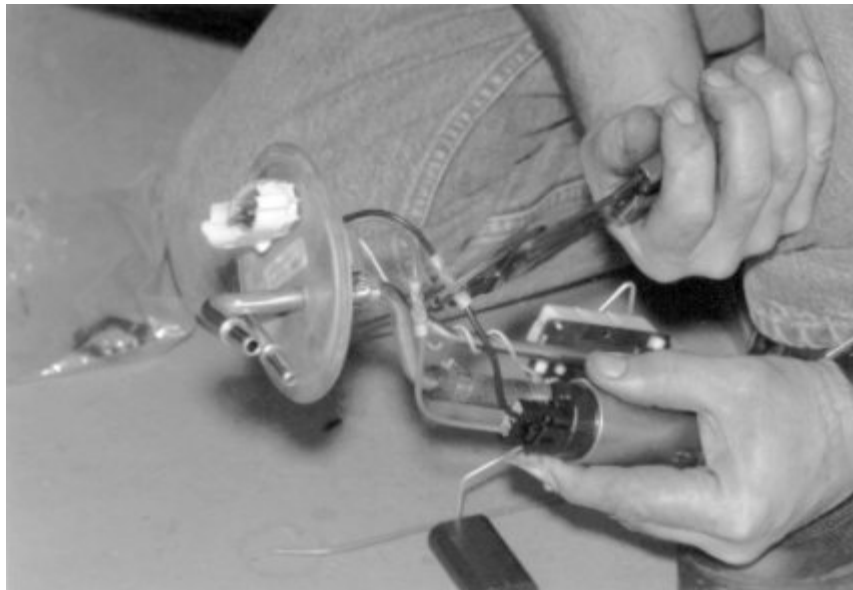
6. Slide the bottom rubber over the new fuel pump.




7. Slide the rubber hose and hose clamps over the fuel pump outlet. Slide the fuel pump into its mount and tighten the hose clamps. On the Thunderbird this hose will need to be shortened and the bend straightened out.



8. Hook up the electrical wires using the crimp connectors supplied with the fuel pump.



9. Push the fuel filter securely on the fuel pump. Make sure it is positioned in the proper direction.



10. Slide the fuel pump into the fuel tank and make sure the O ring seal is in the O ring groove. Tighten the large nut that holds the fuel pump in the tank and Install the fuel tank on the car. The plastic safety clips that lock the fuel lines to the fuel tank are inexpensive and at your Ford dealer if needed.



LIMITED WARRANTY:

Granatelli Motor Sports warrants that all products shall be free from defects in materials and/or workmanship for ninety days from the date of purchase (except in-tank and in-line fuel pumps purchased at dealer or wd prices as these items have no warranty and roller rocker arms which have a 12-month limited warranty). The following requirements and exclusions apply: (1) You must be the original purchaser and must complete the warranty registration form (located at www.GranatelliMotorSports.com/warranty.asp) and return the defective product within 10 days after the expiration of the product warranty. Failure to do so voids all warranty, either express or implied set forth herein. (2) You must reside in the United States or Canada and use the product as described in the warranty registration. (3) The product must not have been altered, disassembled, modified, or converted for any other use than intended by Granatelli Motor Sports. (4) The product, or any part thereof, is not used in accordance with the operating parameters specified by Granatelli Motor Sports (5) The product or any part thereof is damaged or rendered unserviceable due to negligence, vandalism, theft, fire, debris, flood, Act of God, or other peril, malfunction of equipment, or by any cause within the Customer's control. (6) The serial number (if applicable) must not have been altered or removed. The extent of Granatelli Motor Sports' liability under this warranty shall be limited to the prompt correction or replacement, at Granatelli Motor Sports' option and at no cost to the customer other than return shipment, of any defective part of the product determined to be necessary by Granatelli Motor Sports. This only applies if written Granatelli Motor Sports received notice of the claimed defect prior to expiration of the warranty period. All warranties of merchantability and fitness for a particular purpose are expressly excluded. The duration of any and all implied warranties is limited to the duration of this express warranty. All incidental and consequential damages including but not limited to loss profits even if it has been advised of the possibility of such damages are hereby excluded. Regardless of the form of the claim, Granatelli Motor Sports liability for any damages to the customer for such product is limited to the guidelines herein. This stated, expressed warranty is in lieu of all liabilities or obligations of Granatelli Motor Sports for damages arising out of or in connection with delivery, use or performance of the product. This warranty cannot be amended or changed by any Granatelli Motor Sports representative, employee, or agent and any promises inconsistent with this warranty are void and unenforceable against Granatelli Motor Sports. Some states do not allow limitations of incidental or consequential damages, so the above limitations or exclusions may not apply to you. This warranty gives you specific legal rights and you may have other rights that vary from state to state. Your sole remedy for the above warranties is the repair or replacement of the defective product only, at Granatelli Motor Sports' sole discretion.

RETURN POLICY:

Before you return a product for a warranty claim, contact our service department M-F 8AM-5PM (PST) at 805-486-6644 or techsupport@GranatelliMotorSports.com for an RGA number. No returns are accepted without a pre-approved RGA (return goods authorization). No returns on special orders, electrical items or after 90 days from date of original shipment. All returns must be safety packaged in original packaging (if available) and clearly marked with your RGA number on the top and two sides of the box. Please insure your shipment for full replacement value as lost, stolen or items damaged in shipment are not covered by our limited warranty. We recommend using FedEx (www.FedEx.com) or UPS (www.UPS.com) for shipping. Lost, stolen or damaged items claims must be made by the customer and resolved by the freight company and not Granatelli Motor Sports. All returns may be subject to a restocking fee of up to 25%. The balance will be returned in the form of a company check or may be applied as credit towards another purchase.

PERFORMANCE CONSUMER'S BILL OF RIGHTS:

Legally, a vehicle manufacturer cannot void the warranty on a vehicle due to an aftermarket part unless they can prove that the aftermarket part caused or contributed to the failure in the vehicle (per the Magnuson Moss Warranty Act, www.GranatelliMotorSports.com/magnusonmoss.htm (15 U.S.C. 2302(C)). For best results, consider working with performance-oriented dealerships with a proven history of working with customers. If your vehicle manufacturer fails to honor emission/warranty claims, contact EPA at (202) 260-2080 or www.epa.gov. If federal warranty protection is denied, contact the FTC at (202) 326-3128 or www.ftc.gov. For additional information, check out www.GranatelliMotorSports.com/TechSupport.htm.

Disclaimer:

Actual products may vary from photographs shown. For latest information, please call 805-486-6644 first. You can also check out our web site at www.GranatelliMotorSports.com. However, it may have not been updated at the time you actually view it. Therefore, we cannot guarantee the accuracy of the information on our web site. Granatelli Motor Sports is not responsible for any unintentional omissions or typographical errors and reserves the right to make changes to packages, services, operating procedures, colors, materials, features, specifications, part numbers, pricing and to discontinue any products and/or components at any time without prior notice. Some items shown are sold for off-road use only and/or racing use (not street legal) and not intended for use on public highways, customer assumes costs and liability for installation and use. Performance figures shown can vary considerably due to a variety of factors including but not limited to altitude, humidity, barometric pressure, outside temperature, vehicle age, state of vehicle tune, vehicle manufacturer engine tolerances, vehicle modifications, chassis and engine dyno calibration, chassis and engine dyno brand, etc.